



Výsledková listina 1.kolo / Results

Ski Association of Slovakia (SAS)

JURY:

TFIS Technical Delegate: Ebner Reinhard AUT
Referee: Suchy Lubos SVK
Chief of Race: Sandor Ladislav SVK

TECHNICAL DATA:

Homologation Number: No.259/11/21
Course name: Kasova
Start Altitude: 610 m n m
Finish Altitude: 510 m n m
Vertical Drop: 100 m
Course Length: 480 m

RACE INFORMATION

Course Setter 1. run : Stepanek Martin

Start Time: 10:15 hod

Forerunners: A:

B:

C:

Weather: Sunny

Start temperature: 26°C

Finish temperature: 26°C

Rank	Bib	License	Name	Year	Club	Nation	1 run	2 run	Time	G. time
------	-----	---------	------	------	------	--------	-------	-------	------	---------

U10

Female

1.	4		PORTMANN Lara	2015			00:35,26	00:35,05	00:35,05	
2.	2		ARNOLD Franziska	2014			00:41,35	00:40,63	00:40,63	+ 0:05,58
3.	3		HAVELKOVÁ Lea	2015			00:49,57	00:52,38	00:49,57	+ 0:14,52

Male

1.	6		ŠTEPÁNEK Teodor	2014			00:32,15	00:31,63	00:31,63	
2.	8		TOPINKA Jiří	2014			00:36,42	00:31,81	00:31,81	+ 0:00,18
3.	5		ARNOLD Mads	2014			00:31,93	00:32,44	00:31,93	+ 0:00,30
4.	7		VITEK Jakub	2015			00:32,85	00:33,35	00:32,85	+ 0:01,22


U12

Female

1.	13		PROCHASKA Marie	2012			00:28,14	00:27,73	00:27,73	
2.	11		ZICKBAUER Christina	2012			00:29,39	00:30,91	00:29,39	+ 0:01,66
3.	14		NUMATA Kasumi	2013			00:30,41	00:31,12	00:30,41	+ 0:02,68
4.	12		BOČKOVÁ Anna	2013			00:31,33	00:31,47	00:31,33	+ 0:03,60
5.	15		MERVOVÁ Bára	2013			00:46,10	00:36,25	00:36,25	+ 0:08,52











Male

1.	21		VITEK Matej	2013			00:27,69	00:27,99	00:27,69	
2.	22		PERNICKÝ Felix	2013			00:30,98	00:31,00	00:30,98	+ 0:03,29
3.	23		MACHÁNEK Tadeáš	2012			00:43,41	00:31,01	00:31,01	+ 0:03,32
4.	20		ISHIMARU Ryo	2012			00:31,21	00:31,63	00:31,21	+ 0:03,52
5.	16		GUDD Helge	2012			00:31,99	00:31,49	00:31,49	+ 0:03,80
6.	19		ŠEBEK Jan	2013			00:33,00	00:32,97	00:32,97	+ 0:05,28
7.	17		ŠTEFKA Patrik	2012			00:33,56	00:33,62	00:33,56	+ 0:05,87











Rank	Bib	License	Name	Year	Club	Nation	1 run	2 run	Time	G. time
8.	18		HAVELKA Libor	2012			00:55,76	00:55,03	00:55,03	+ 0:27,34

U14

Female








1.	38		SUCHÁ Karolína	2010			00:30,00	00:27,43	00:27,43	
2.	31		TRNKOVÁ Thea	2011			00:28,40	00:28,38	00:28,38	+ 0:00,95
3.	40		HANINGS Luisa	2011			00:29,57		00:29,57	+ 0:02,14
4.	33		SEIFERTO VÁ Gita	2011			00:30,17	00:36,53	00:30,17	+ 0:02,74
5.	37		SEIFERTO VÁ Marika	2010			00:31,05	00:31,39	00:31,05	+ 0:03,62
6.	32		JEBAVÁ Nikol	2010			00:31,42	00:31,35	00:31,35	+ 0:03,92
7.	39		VAVERKOVÁ Šárka	2011			00:32,10	00:32,73	00:32,10	+ 0:04,67
8.	36		SCHULZ Abigail	2011			00:33,15	00:33,75	00:33,15	+ 0:05,72
9.	34		GATTO Rachele	2010			00:33,89	00:33,47	00:33,47	+ 0:06,04
10.	35		GUDD Imke	2010			00:35,46	00:35,14	00:35,14	+ 0:07,71

Male









1.	44		ŠTEPÁNEK Matyáš	2010			00:25,87	00:25,96	00:25,87	
2.	45		JUHOS Sebastian	2010			00:31,04	00:26,08	00:26,08	+ 0:00,21
3.	51		PETTINI Pietro	2010			00:27,98	00:28,79	00:27,98	+ 0:02,11
4.	43		ISHIMARU Kei	2011			00:29,07	00:28,71	00:28,71	+ 0:02,84
5.	47		ARNOLD Pepe	2011			00:29,50	00:30,32	00:29,50	+ 0:03,63
6.	49		GAROLLO Mattia	2010			01:01,59	00:30,06	00:30,06	+ 0:04,19
7.	52		HRYNYŠIN Ondra	2011			00:30,80	00:31,14	00:30,80	+ 0:04,93
8.	46		ŠEBEK Filip	2011			00:31,95	00:30,86	00:30,86	+ 0:04,99
9.	41		HALA Vít	2010			00:40,61	00:32,58	00:32,58	+ 0:06,71
10.	48		INOUE Toma	2010			00:35,46	00:34,75	00:34,75	+ 0:08,88

U16

Female

1.	64		LUCHESE Lisa Anastasia	2008			00:26,34	00:26,22	00:26,22	
2.	62		BLÁHOVÁ Tereza	2009			00:26,41	00:27,10	00:26,41	+ 0:00,19
3.	67		OETTL Noemi	2008			00:26,42	00:26,71	00:26,42	+ 0:00,20
4.	61		KNEBORTOVÁ Barbora	2008			00:29,07	00:28,90	00:28,90	+ 0:02,68
5.	63		KUBO Natsumi	2009			00:30,78	00:29,24	00:29,24	+ 0:03,02
6.	66		LEPEJOVÁ Livia	2009			00:29,57	00:40,57	00:29,57	+ 0:03,35
7.	65		BOŠKOVÁ Alzbeta	2009			00:29,62	00:30,13	00:29,62	+ 0:03,40

Male

1.	79		POLANSKÝ Robin	2008			00:25,01	00:25,16	00:25,01	
2.	76		AGOSTINI Bryan	2008			00:25,53	00:25,95	00:25,53	+ 0:00,52
3.	77		HRYNYŠIN Lukáš	2009			00:25,70	00:25,88	00:25,70	+ 0:00,69
4.	72		KÖBERL Florian	2009			00:26,25	00:37,20	00:26,25	+ 0:01,24
5.	74		GAJDUŠEK Matej	2009			00:27,01	00:33,95	00:27,01	+ 0:02,00
6.	73		KOROKI Tasuku	2008			00:28,32	00:27,99	00:27,99	+ 0:02,98
7.	78		VAVERKA Jiří	2008			00:28,23	00:28,38	00:28,23	+ 0:03,22
8.	71		GASPERINI Elia	2009			00:29,96	00:29,02	00:29,02	+ 0:04,01

Počet štartujúcich: 55

Výsledková listina / Results



Ski Association of Slovakia (SAS)

JURY:

TFIS Technical Delegate: Ebner Reinhard AUT
 Referee: Suchy Lubos SVK
 Chief of Race: Sandor Ladislav SVK

TECHNICAL DATA:

Homologation Number: No.259/11/21
 Course name: Kasova
 Start Altitude: 610 m n m
 Finish Altitude: 510 m n m
 Vertical Drop: 100 m
 Course Length: 480 m

RACE INFORMATION

Course Setter 1. run : Vitek Dusan Gates/Turning Gates: 17/ 15 Start Time: 14:15 hod

Forerunners: A:

B:

C:

Course Setter 2. run : Soltik Martin Gates/Turning Gates: 17/ 15 Start Time: 16:30 hod

Forerunnes: A:

B:

C:

Weather: Sunny

Start temperature: 26°C

Finish temperature: 26°C

Rank	Bib	License	Name	Year	Club	Nation	1 run A	1 run B	2 run A	2 run B	Time	G. time
------	-----	---------	------	------	------	--------	---------	---------	---------	---------	------	---------

U10

Female

1.	3		PORTMANN Lara	2015			00:17,23	00:16,60		00:17,81	00:34,41	
2.	2		ARNOLD Franziska	2014			00:19,23	00:17,40	00:19,23	00:20,05	00:36,63	+ 0:02,22
3.	4		HAVELKOVÁ Lea	2015			00:30,48	00:31,07	00:29,00	00:30,53	00:59,48	+ 0:25,07

Male

1.	5		ŠTEPÁNEK Teodor	2014			00:15,25	00:14,67	00:15,42	00:14,91	00:29,58	
2.	7		TOPINKA Jiří	2014			00:15,23	00:15,49	00:14,74	00:15,26	00:29,97	+ 0:00,39
3.	8		ARNOLD Mads	2014			00:15,93	00:15,62	00:15,49	00:15,63	00:31,11	+ 0:01,53
4.	6		VITEK Jakub	2015				00:16,11	00:16,00	00:16,28	00:32,11	+ 0:02,53





U12

Female

1.	14		NUMATA Kasumi	2013			00:17,06	00:17,38	00:18,57	00:18,11	00:35,17	
2.	11		PROCHASKA Marie	2012			00:17,34	00:17,61	00:18,02	00:17,88	00:35,22	+ 0:00,05
3.	15		ZICKBAUER Christina	2012			00:19,20	00:17,93	02:17,65	00:17,53	00:35,46	+ 0:00,29
4.	13		BOČKOVÁ Anna	2013			00:18,27	00:18,86	00:19,18	00:18,73	00:37,00	+ 0:01,83
5.	12		MERVOVÁ Bára	2013				00:21,62	02:04,46		02:26,08	+ 1:50,91

Male

1.	19		VITEK Matej	2013			00:17,14	00:17,19	00:18,01	00:17,62	00:34,76	
2.	17		ISHIMARU Ryo	2012			00:17,48	00:17,44	00:18,54	00:17,41	00:34,85	+ 0:00,09
3.	16		ŠEBEK Jan	2013			00:18,29	00:18,03	00:18,96	00:18,37	00:36,40	+ 0:01,64

Rank	Bib	License	Name	Year	Club	Nation	1 run A	1 run B	2 run A	2 run B	Time	G. time
4.	18		PERNICKÝ Felix	2013				00:18,16	00:28,06	00:18,87	00:37,03	+ 0:02,27
5.	20		GUDD Helge	2012			00:18,85	00:18,92	00:30,34	00:19,24	00:38,09	+ 0:03,33
6.	23		MACHÁNEK Tadeáš	2012				00:19,34	00:20,14	00:19,11	00:38,45	+ 0:03,69
7.	21		ŠTEFKA Patrik	2012				00:20,62	00:20,70	00:20,29	00:40,91	+ 0:06,15

DSQ												
	22		HAVELKA Libor	2012			00:25,49		00:27,61		00:53,10	Brána č.5

Počet štartujúcich: 20

Výsledková listina / Results



Ski Association of Slovakia (SAS)

JURY:

TFIS Technical Delegate: Ebner Reinhard AUT
 Referee: Suchy Lubos SVK
 Chief of Race: Sandor Ladislav SVK

TECHNICAL DATA:

Homologation Number: No.259/11/21
 Course name: Kasova
 Start Altitude: 610 m n m
 Finish Altitude: 510 m n m
 Vertical Drop: 100 m
 Course Length: 480 m

RACE INFORMATION

Course Setter 1. run : Edoardo Frau Gates/Turning Gates: 25/ 23 Start Time: 14:15 hod

Forerunners: A:

B:

C:

Course Setter 2. run : Korynta Oldrich Gates/Turning Gates: 25/ 23 Start Time: 16:30 hod

Forerunners: A:

B:

C:

Weather: Sunny

Start temperature: 26°C

Finish temperature: 26°C

Rank	Bib	License	Name	Year	Club	Nation	1. run	2. run	Time	G. time
------	-----	---------	------	------	------	--------	--------	--------	------	---------

U14

Female

1.	34		SUCHÁ Karolína	2010			00:19,94	00:19,18	00:39,12	
2.	31		TRNKOVÁ Thea	2011			00:21,06	00:21,00	00:42,06	+ 0:02,94
3.	38		HANINGS Luisa	2011			00:22,04	00:21,24	00:43,28	+ 0:04,16
4.	32		SEIFERTOVIÁ Gita	2011			00:24,99	00:24,46	00:49,45	+ 0:10,33
5.	40		SEIFERTOVIÁ Marika	2010			00:25,31	00:24,80	00:50,11	+ 0:10,99
6.	37		GUDD Imke	2010			00:37,30	00:34,46	01:11,76	+ 0:32,64
7.	35		GATTO Rachele	2010			01:21,48	00:24,39	01:45,86	+ 1:06,74

DSQ

	33		JEBAVÁ Nikol	2010			00:20,03			Brána č.8
	36		SCHULZ Abigail	2011						Brána č.7
	39		VAVERKOVÁ Šárka	2011						Brána č.5

Male


1.	48		ISHIMARU Kei	2011			00:19,79	00:18,67	00:38,46	
2.	51		JUHOS Sebastian	2010			00:20,58	00:18,99	00:39,57	+ 0:01,11
3.	45		GAROLLO Mattia	2010			00:20,85	00:19,94	00:40,79	+ 0:02,33
4.	44		ŠTEPANEK Matyáš	2010			00:21,01	00:20,23	00:41,24	+ 0:02,78
5.	42		PETTINI Pietro	2010			00:22,25	00:21,10	00:43,35	+ 0:04,89
6.	50		HRYNYŠIN Ondra	2011			00:23,49	00:21,10	00:44,59	+ 0:06,13
7.	49		HALA Vít	2010			00:33,36	00:29,56	01:02,92	+ 0:24,46

DNS

	52		TOMA Inoue	2010			00:21,54			
--	----	--	------------	------	--	--	----------	--	--	--






DSQ

	41		ARNOLD Pepe	2011			00:22,26			Brána č.8
--	----	--	-------------	------	--	--	----------	--	--	-----------


Rank	Bib	License	Name	Year	Club	Nation	1. run	2. run	Time	G. time
	46		ŠEBEK Filip	2011			00:20,17			Brána č.8

U16







Female

1.	62		BLÁHOVÁ Tereza	2009			00:23,74	00:22,50	00:46,24	
2.	63		LUCHESE Anastasia Lisa	2008			00:24,10	00:23,28	00:47,38	+ 0:01,14
3.	65		OETTL Noemi	2008			00:24,35	00:23,52	00:47,87	+ 0:01,63
4.	61		LEPEJOVÁ Lívia	2009			00:25,13	00:23,19	00:48,32	+ 0:02,08
5.	68		BOŠKOVÁ Alžbeta	2009			00:44,14	00:25,61	01:09,75	+ 0:23,51

DSQ

66			KNEBORTOVÁ Barbora	2008			00:27,11			Brána č.13
67			KUBO Natsumi	2009			00:26,15			Brána č.13


Male

1.	75		POLANSKÝ Robin	2008			00:22,07	00:21,35	00:43,42	
2.	73		AGOSTINI Bryan	2008			00:22,74	00:21,87	00:44,61	+ 0:01,19
3.	76		HRYNYŠIN Lukáš	2009			00:23,45	00:21,79	00:45,24	+ 0:01,82
4.	77		KÖBERL Florian	2009			00:23,36	00:21,90	00:45,26	+ 0:01,84
5.	78		GASPERINI Elia	2009			00:26,36	00:24,82	00:51,18	+ 0:07,76
6.	74		KOROKI Tasuku	2008			00:29,63	00:24,01	00:53,64	+ 0:10,22

DNF

79			GAJDUŠEK Matej	2009			00:23,93			
----	--	--	----------------	------	--	-------------------------------------------------------------------------------------	----------	--	--	--

DSQ

72			VAVERKA Jiří	2008			00:25,97			Brána č.13
----	--	--	--------------	------	--	-------------------------------------------------------------------------------------	----------	--	--	------------

Počet štartujúcich: 35



Výsledková listina / Results

Ski Association of Slovakia (SAS)

JURY:

TFIS Technical Delegate: Ebner Reinhard AUT
 Referee: Suchy Lubos SVK
 Chief of Race: Sandor Ladislav SVK

TECHNICAL DATA:

Homologation Number: No.259/11/21
 Course name: Kasova
 Start Altitude: 610 m n m
 Finish Altitude: 510 m n m
 Vertical Drop: 100 m
 Course Length: 480 m

RACE INFORMATION

Course Setter 1. run : Portman Stefan Gates/Turning Gates: 10/ 9 Start Time: 11:00 hod

Forerunners: A:

B:

C:

Course Setter 2. run : Stepanek Martin Gates/Turning Gates: 17/ 15 Start Time: 14:15 hod

Forerunnes: A:

B:

C:

Weather: Sunny

Start temperature: 26°C

Finish temperature: 26°C

Rank	Bib	License	Name	Year	Club	Nation	1 run A	1 run B	2 run A	2 run B	Time	G. time
------	-----	---------	------	------	------	--------	---------	---------	---------	---------	------	---------

U10

Female

1.	4		PORTMANN Lara	2015			00:23,10	00:22,22	00:21,65	00:21,62	00:43,84	
2.	2		ARNOLD Franziska	2014			00:25,05	00:24,86	00:23,87	01:37,90	00:48,73	+ 0:04,89
3.	3		HAVELKOVÁ Lea	2015				00:37,62	00:33,90	00:32,45	01:10,07	+ 0:26,23

Male

1.	6		ŠTEPÁNEK Teodor	2014			00:21,16	00:20,24	00:20,04	00:19,85	00:40,09	
2.	5		TOPINKA Jiří	2014			00:21,51	00:20,32	00:20,73	00:20,85	00:41,05	+ 0:00,96
3.	7		ARNOLD Mads	2014			00:25,77	00:21,09	00:20,89	00:20,38	00:41,47	+ 0:01,38
4.	8		VITEK Jakub	2015			00:22,74	00:22,20	00:20,74	00:20,84	00:42,94	+ 0:02,85






U12

Female

1.	15		PROCHASKA Marie	2012			00:19,95	00:19,79	00:19,27	00:19,49	00:39,06	
2.	13		ZICKBAUER Christina	2012			00:19,91	00:20,35	00:19,55	00:19,74	00:39,46	+ 0:00,40
3.	14		NUMATA Kasumi	2013			00:20,18	00:20,12	00:19,38	00:19,76	00:39,50	+ 0:00,44
4.	12		BOČKOVÁ Anna	2013			00:20,90	00:21,45	00:21,20	00:20,54	00:41,44	+ 0:02,38
5.	11		MERVOVÁ Bára	2013			00:25,62	00:25,73	00:24,77	00:23,86	00:49,48	+ 0:10,42

Male

1.	18		VITEK Matej	2013			00:19,74	00:19,28	00:18,92	00:18,85	00:38,13	
2.	21		ŠEBEK Jan	2013			00:20,58	00:19,93	00:19,75	00:19,60	00:39,53	+ 0:01,40
3.	22		ISHIMARU Ryo	2012			00:20,30	00:26,74	00:20,04	00:19,40	00:39,70	+ 0:01,57

Rank	Bib	License	Name	Year	Club	Nation	1 run A	1 run B	2 run A	2 run B	Time	G. time
4.	16		PERNICKÝ Felix	2013			00:21,14	00:20,38	00:20,09	00:19,70	00:40,08	+ 0:01,95
5.	20		GUDD Helge	2012			00:21,26	00:20,54	00:20,58	00:20,63	00:41,12	+ 0:02,99
6.	23		MACHÁNEK Tadeáš	2012			00:21,88	00:21,73	00:20,53	00:20,71	00:42,26	+ 0:04,13
7.	17		ŠTEFKA Patrik	2012			00:22,40	00:21,50	00:20,99	00:21,18	00:42,49	+ 0:04,36
8.	19		HAVELKA Libor	2012				00:27,98	00:27,16		00:55,14	+ 0:17,01

Počet startujících: 20



Výsledková listina / Results

Ski Association of Slovakia (SAS)

JURY:

TFIS Technical Delegate: Ebner Reinhard AUT
 Referee: Suchy Lubos SVK
 Chief of Race: Sandor Ladislav SVK

TECHNICAL DATA:

Homologation Number: No.259/11/21
 Course name: Kasova
 Start Altitude: 610 m n m
 Finish Altitude: 510 m n m
 Vertical Drop: 100 m
 Course Length: 480 m

RACE INFORMATION

Course Setter 1. run : Ivanek Pavel Gates/Turning Gates: 15/ 14 Start Time: 11:00 hod

Forerunners: A:

B:

C:

Course Setter 2. run : Yukio Shintani Gates/Turning Gates: U16: 14/13, U14: 12/11 Start Time: 14:15 hod

Forerunners: A:

B:

C:

Weather: Sunny

Start temperature: 26°C

Finish temperature: 26°C

Rank	Bib	License	Name	Year	Club	Nation	1. run	2. run	Time	G. time
------	-----	---------	------	------	------	--------	--------	--------	------	---------

U14

Female

1.	38		SUCHÁ Karolína	2010			00:24,63	00:24,06	00:48,69	
2.	36		TRNKOVÁ Thea	2011			00:26,50	00:26,37	00:52,87	+ 0:04,18
3.	31		JEBAVÁ Nikol	2010			00:29,20	00:28,14	00:57,34	+ 0:08,65
4.	39		SEIFERTO VÁ Gita	2011			00:29,99	00:29,50	00:59,49	+ 0:10,80
5.	33		SEIFERTO VÁ Marika	2010			00:30,53	00:30,12	01:00,65	+ 0:11,96
6.	37		GATTO Rachele	2010			00:32,02	00:38,12	01:10,14	+ 0:21,45
7.	32		SCHULZ Abigail	2011			00:44,18	00:29,40	01:13,58	+ 0:24,89

DNF

40		GUDD Imke	2010			00:29,52
----	--	-----------	------	--	--	----------

DNS

35		VAVERKOVÁ Šárka	2011		
----	--	-----------------	------	--	--

DSQ

34		HANINGS Luisa	2011			00:26,06	Brána č.13
----	--	---------------	------	--	--	----------	------------

Male


1.	42		ŠTEPÁNEK Matyáš	2010			00:26,18	00:24,52	00:50,70	
2.	48		JUHOS Sebastian	2010			00:25,76	00:25,03	00:50,79	+ 0:00,09
3.	47		ISHIMARU Kei	2011			00:25,83	00:25,08	00:50,91	+ 0:00,21
4.	52		PETTINI Pietro	2010			00:27,42	00:26,10	00:53,52	+ 0:02,82
5.	44		ARNOLD Pepe	2011			00:27,34	00:39,98	01:07,32	+ 0:16,62
6.	41		HRNYŠIN Ondra	2011			00:27,14	00:42,62	01:09,76	+ 0:19,06

DNF



46		GAROLLO Mattia	2010			00:25,14
----	--	----------------	------	--	--	----------

Rank	Bib	License	Name	Year	Club	Nation	1. run	2. run	Time	G. time
------	-----	---------	------	------	------	--------	--------	--------	------	---------

DNS







43			ŠEBEK Filip	2011						
----	--	--	-------------	------	--	-----------------------------------------------------------------------------------	--	--	--	--

DSQ


49			HALA Vít	2010			00:45,30			Brána č.10
50			INOUE Toma	2010			01:04,93	00:31,09	01:36,02	Brána č.12

U16








Female

1.	62		BLÁHOVÁ Tereza	2009			00:27,56	00:27,17	00:54,73	
2.	61		OETTL Noemi	2008			00:27,41	00:27,91	00:55,32	+ 0:00,59
3.	64		LUCCHESI LISA Anastasia	2008			00:28,08	00:28,47	00:56,55	+ 0:01,82
4.	68		LEPEJOVÁ Livia	2009			00:28,40	00:28,50	00:56,90	+ 0:02,17
5.	65		BOŠKOVÁ Alzbeta	2009			00:30,85	00:33,10	01:03,95	+ 0:09,22
6.	67		KUBO Natsumi	2009			00:58,34	00:31,30	01:29,64	+ 0:34,91


DSQ

63			KNEBORTOVÁ Barbora	2008			00:31,56			Brána č.15
----	--	--	--------------------	------	--	-----------------------------------------------------------------------------------	----------	--	--	------------

Male

1.	72		POLANSKÝ Robin	2008			00:26,16	00:26,42	00:52,58	
2.	71		AGOSTINI Bryan	2008			00:27,27	00:27,01	00:54,28	+ 0:01,70
3.	76		HRYNYŠIN Lukáš	2009			00:27,46	00:27,57	00:55,03	+ 0:02,45
4.	73		GAJDUŠEK Matej	2009			00:34,25	00:27,97	01:02,22	+ 0:09,64
6.	78		KOROKI Tasuku	2008			00:32,87	00:29,87	01:02,74	+ 0:10,16
7.	75		GASPERINI Elia	2009			00:30,56	00:42,24	01:12,80	+ 0:20,22
8.	77		KALANDRA Dušan	2009			00:43,19	00:39,75	01:22,94	+ 0:30,36

DNF

79			KÖBERL Florian	2009			00:27,10			
----	--	--	----------------	------	--	-------------------------------------------------------------------------------------	----------	--	--	--

DSQ

74			VAVERKA Jiří	2008			00:31,04	00:31,48	01:02,52	Brána č.12
----	--	--	--------------	------	--	-------------------------------------------------------------------------------------	----------	----------	-----------------	------------

Počet štartujúcich: 36