




FIS Grasski - race 16 june Sweden

Sprint Slalom Children



official ranking

| Rank | Bib | Code | Name | Year | Nation | Run 1 | Run 2 | Run 3 | Run 4 | Time | Gap |
|------|-----|------|------|------|--------|-------|-------|-------|-------|------|-----|
|------|-----|------|------|------|--------|-------|-------|-------|-------|------|-----|

Women / U12

| | | | | | | | | | | | |
|---------------------------|-----|------|-------------------------------|------|---|-------|-----|-------|-----|-------|--------|
| 1 | 115 | 1016 | Zickbauer Christina Magdalena | 2012 |  | 20.95 | DNS | 27.94 | DSQ | 48.89 | |
| Did Not Start - Run 2 (1) | | | | | | | | | | | |
| | 115 | 1016 | Zickbauer Christina Magdalena | 2012 |  | 20.95 | | 27.94 | | | |
| Disqualified - Run 4 (1) | | | | | | | | | | | |
| | 115 | 1016 | Zickbauer Christina Magdalena | 2012 |  | 20.95 | | 27.94 | | | Gate 5 |





Men / U12

| | | | | | | | | | | | |
|----------------------------|-----|------|------------|------|---|-------|-------|--|--|--|--------|
| Did Not Finish - Run 3 (1) | | | | | | | | | | | |
| | 116 | 1007 | Gudd Helge | 2012 |  | 33.34 | 32.34 | | | | |
| Disqualified - Run 4 (1) | | | | | | | | | | | |
| | 116 | 1007 | Gudd Helge | 2012 |  | 33.34 | 32.34 | | | | Gate 3 |








Women / U14

| | | | | | | | | | | | |
|---|-----|------|----------------|------|---|-------|-------|---------|-------|---------|-------|
| 1 | 112 | 1015 | Gudd Imke | 2010 |  | 47.06 | 21.73 | 31.27 | 20.84 | 42.57 | |
| 2 | 111 | 1014 | Gatto Rachelle | 2010 |  | 40.89 | 23.72 | 1:05.26 | 45.80 | 1:09.52 | 26.95 |

Men / U14

| | | | | | | | | | | | |
|----------------------------|-----|------|------------------|------|---|-------|-------|-------|-------|-------|--------|
| 1 | 113 | 1005 | Juhos Sebastian | 2010 |  | 17.58 | 17.25 | 16.56 | 17.58 | 33.81 | |
| 2 | 114 | 1006 | Andersson Buster | 2011 |  | 26.65 | DSQ | 28.52 | DNF | 55.17 | 21.36 |
| Disqualified - Run 2 (1) | | | | | | | | | | | |
| | 114 | 1006 | Andersson Buster | 2011 |  | 26.65 | | 28.52 | | | Gate 9 |
| Did Not Finish - Run 4 (1) | | | | | | | | | | | |
| | 114 | 1006 | Andersson Buster | 2011 |  | 26.65 | | 28.52 | | | |

Women / U16

| | | | | | | | | | | | |
|--------------------------|-----|------|-------------------------|------|---|-------|-------|-------|-------|-------|--------|
| 1 | 103 | 1010 | Bláhová Tereza | 2009 |  | 16.14 | 16.53 | 16.29 | 16.56 | 32.43 | |
| 2 | 106 | 1013 | Lepejová Livia | 2009 |  | 17.22 | 16.89 | 16.56 | 16.34 | 33.23 | 0.80 |
| 3 | 101 | 1008 | Lucchese Lisa Anastasia | 2008 |  | 17.14 | 17.29 | 16.95 | 16.81 | 33.95 | 1.52 |
| 4 | 102 | 1009 | Oetli Noemi | 2008 |  | 17.33 | 17.31 | 17.22 | 17.57 | 34.53 | 2.10 |
| 5 | 104 | 1011 | Bošková Alžbeta | 2009 |  | 18.33 | 17.59 | 17.77 | 27.50 | 35.36 | 2.93 |
| 6 | 105 | 1012 | Korienková Kristína | 2009 |  | 17.74 | 17.78 | 28.49 | DSQ | 46.23 | 13.80 |
| Disqualified - Run 4 (1) | | | | | | | | | | | |
| | 105 | 1012 | Korienková Kristína | 2009 |  | 17.74 | 17.78 | 28.49 | | | Gate 7 |

FIS Grasski - race 17 june Sweden Children

Sprint Slalom Children

Official ranking

| Rank | Bib | Code | Name | Year | Nation | Run 1 | Run 2 | Run 3 | Run 4 | Time | Gap |
|------|-----|------|-------------------------------|------|--------|-------|-------|-------|-------|----------------|-------|
| 1 | 113 | 1004 | Köberl Florian Hiroto | 2009 | | 15.08 | 14.43 | 14.67 | 14.54 | 28.97 | |
| 2 | 116 | 1001 | Polanský Robin | 2008 | | 14.89 | 14.66 | 14.85 | DNF | 29.51 | 0.54 |
| 3 | 114 | 1003 | Lukáš Hrynyšín | 2009 | | 15.19 | 15.11 | 15.37 | 15.06 | 30.17 | 1.20 |
| 4 | 109 | 1010 | Bláhová Tereza | 2009 | | 15.41 | 15.67 | 15.35 | 15.45 | 30.76 | 1.79 |
| 5 | 115 | 1002 | Gajdušek Mat?j | 2009 | | 15.69 | 15.58 | DSQ | 16.07 | 31.65 | 2.68 |
| 6 | 106 | 1005 | Juhos Sebastian | 2010 | | 16.32 | 16.11 | DSQ | 15.65 | 31.76 | 2.79 |
| 7 | 107 | 1008 | Lucchese Lisa Anastasia | 2008 | | 16.16 | 15.83 | 16.00 | 16.30 | 31.83 | 2.86 |
| 8 | 112 | 1013 | Lepejová Lívia | 2009 | | 16.01 | 16.08 | 16.04 | 16.97 | 32.05 | 3.08 |
| 9 | 101 | 1016 | Zickbauer Christina Magdalena | 2012 | | 16.80 | 16.66 | 15.40 | 15.70 | 32.06 | 3.09 |
| 10 | 108 | 1009 | Oettl Noemi | 2008 | | 16.12 | 16.55 | 16.05 | 16.29 | 32.17 | 3.20 |
| 11 | 111 | 1012 | Korienková Kristína | 2009 | | 16.76 | 16.99 | 16.59 | 26.09 | 33.35 | 4.38 |
| 12 | 110 | 1011 | Bošková Alžbeta | 2009 | | DSQ | 17.13 | 17.16 | DNF | 34.29 | 5.32 |
| 13 | 102 | 1007 | Gudd Helge | 2012 | | DSQ | 17.85 | 16.68 | 16.56 | 34.41 | 5.44 |
| 14 | 104 | 1014 | Gatto Rachelle | 2010 | | 36.73 | 21.79 | 37.62 | 21.97 | 43.76 | 14.79 |
| 15 | 103 | 1015 | Gudd Imke | 2010 | | 32.46 | 36.18 | DNF | 30.68 | 1:03.14 | 34.17 |

Did Not Start - Run 1 (1)

| | | | | |
|-----|------|------------------|------|--|
| 105 | 1006 | Andersson Buster | 2011 | |
|-----|------|------------------|------|--|

Disqualified - Run 1 (2)

| | | | | | | | | |
|-----|------|-----------------|------|--|-------|-------|-------|--------|
| 102 | 1007 | Gudd Helge | 2012 | | 17.85 | 16.68 | 16.56 | Gate 6 |
| 110 | 1011 | Bošková Alžbeta | 2009 | | 17.13 | 17.16 | | Gate 7 |

Did Not Start - Run 2 (1)

| | | | | |
|-----|------|------------------|------|--|
| 105 | 1006 | Andersson Buster | 2011 | |
|-----|------|------------------|------|--|

Did Not Finish - Run 3 (1)

| | | | | | | | |
|-----|------|-----------|------|--|-------|-------|-------|
| 103 | 1015 | Gudd Imke | 2010 | | 32.46 | 36.18 | 30.68 |
|-----|------|-----------|------|--|-------|-------|-------|

Disqualified - Run 3 (2)

| | | | | | | | | |
|-----|------|-----------------|------|--|-------|-------|-------|---------|
| 106 | 1005 | Juhos Sebastian | 2010 | | 16.32 | 16.11 | 15.65 | Gate 11 |
| 115 | 1002 | Gajdušek Mat?j | 2009 | | 15.69 | 15.58 | 16.07 | Gate 5 |


















Did Not Finish - Run 4 (2)

| | | | | | | | |
|-----|------|-----------------|------|--|-------|-------|-------|
| 110 | 1011 | Bošková Alžbeta | 2009 | | 17.13 | 17.16 | |
| 116 | 1001 | Polanský Robin | 2008 | | 14.89 | 14.66 | 14.85 |

FIS Grasski - race 18 june Sweden Children

Sprint Slalom Children

official ranking

| Rank | Bib | Code | Name | Year | Nation | Run 1 | Run 2 | Run 3 | Time | Gap |
|----------------------------|-----|------|-------------------------------|------|---|-------|-------|-------|-------|-------|
| Women / U12 | | | | | | | | | | |
| 1 | 101 | 1016 | Zickbauer Christina Magdalena | 2012 |  | 16.00 | 15.80 | 15.97 | 31.77 | |
| Men / U12 | | | | | | | | | | |
| 1 | 102 | 1007 | Gudd Helge | 2012 |  | 16.61 | 17.04 | 16.52 | 33.13 | |
| Women / U14 | | | | | | | | | | |
| 1 | 104 | 1014 | Gatto Rachelle | 2010 |  | 39.07 | 23.12 | 22.65 | 45.77 | |
| 2 | 103 | 1015 | Gudd Imke | 2010 |  | 35.18 | 37.31 | 19.71 | 54.89 | 9.12 |
| Men / U14 | | | | | | | | | | |
| 1 | 105 | 1005 | Juhos Sebastian | 2010 |  | 17.20 | 17.12 | 17.28 | 34.32 | |
| 2 | 106 | 1006 | Andersson Buster | 2011 |  | 25.11 | 23.63 | 25.49 | 48.74 | 14.42 |
| Women / U16 | | | | | | | | | | |
| 1 | 112 | 1010 | Bláhová Tereza | 2009 |  | 16.30 | 16.34 | 16.17 | 32.47 | |
| 1 | 110 | 1013 | Lepejová Livia | 2009 |  | 16.21 | 25.47 | 16.26 | 32.47 | |
| 3 | 109 | 1008 | Lucchese Lisa Anastasia | 2008 |  | 16.80 | 16.95 | 16.62 | 33.42 | 0.95 |
| 4 | 108 | 1009 | Oettl Noemi | 2008 |  | 17.10 | 17.28 | 17.05 | 34.15 | 1.68 |
| 5 | 107 | 1012 | Korienková Kristína | 2009 |  | 17.11 | 17.62 | 17.64 | 34.73 | 2.26 |
| 6 | 111 | 1011 | Bošková Alžbeta | 2009 |  | DNF | 17.99 | 17.65 | 35.64 | 3.17 |
| Did Not Finish - Run 1 (1) | | | | | | | | | | |
| | 111 | 1011 | Bošková Alžbeta | 2009 |  | | 17.99 | 17.65 | | |
| Men / U16 | | | | | | | | | | |
| 1 | 116 | 1004 | Köberl Florian Hiroto | 2009 |  | 14.98 | 15.26 | 20.43 | 30.24 | |
| 2 | 114 | 1001 | Polanský Robin | 2008 |  | 15.57 | 15.99 | 16.42 | 31.56 | 1.32 |
| 3 | 113 | 1003 | Lukáš Hrynyšín | 2009 |  | 15.95 | 16.32 | 16.40 | 32.27 | 2.03 |
| 4 | 115 | 1002 | Gajdušek Matěj | 2009 |  | 16.55 | 16.19 | 16.45 | 32.64 | 2.40 |