



Výsledková listina / Results

codex: 6589

Organizer: Ski Association of Slovakia (SAS)

JURY:

TFIS Technical Delegate: Gajewski Wojciech POL

Referee: Hosala Marian SVK

Chief of Race: Murin Roman SVK

TECHNICAL DATA:

Homologation Number: No.14047/07/21

Course name: Furkota

Start Altitude: 1830 m n m

Finish Altitude: 1550 m n m

Vertical Drop: 280 m

Course Length: 560 m

RACE INFORMATION

Course Setter 1. run : Zampa Tomas SVK

Gates/Turning Gates: 39/ 38

Start Time: 8:00 hod

Forerunners: A: Szollos Noa HUN

B: Hladka Lucia SVK

C: Kutucova Amelia SVK

Course Setter 2. run : Murin Roman jr. SVK

Gates/Turning Gates: 39/ 38

Start Time: 11:15 hod

Forerunners: A: Szollos Noa HUN

B: Hladka Lucia SVK

C: Kutucova Amelia SVK

Weather: Sunny

Start temperature: 19°C

Finish temperature: 20°C
























Snow temperature: -1°C

Applied penalty: 21.51




Ord.	Bib	Kod	Name	Year	Country	1st run #	2nd run #	Time	Gap time	R. Points	FIS Points
------	-----	-----	------	------	---------	-----------	-----------	------	----------	-----------	------------

FIS Woman





1.	305	299388	BERTANI Luisa	1996		0:53,26	1.	0:58,38	1.	1:51,64	0,00	21,51	
2.	304	155994	NOVAKOVA Barbora	2002		0:53,92	2.	0:59,06	2.	1:52,98	+ 0:01,34	12,12	33,63
3.	302	705499	JANCOVA Rebeka	2003		0:54,07	3.	0:59,57	5.	1:53,64	+ 0:02,00	18,09	39,60
4.	301	156044	TREJBALOVA Linda	2003		0:54,55	5.	0:59,37	3.	1:53,92	+ 0:02,28	20,63	42,14
5.	312	156086	JEDLICKOVA Sara	2004		0:54,74	6.	0:59,53	4.	1:54,27	+ 0:02,63	23,79	45,30
6.	318	435500	KOMOROWSKA Nikola	2006		0:54,49	4.	0:59,99	8.	1:54,48	+ 0:02,84	25,69	47,20
7.	308	695130	SHEPILENKO Anastasiia	2000		0:55,14	8.	0:59,57	5.	1:54,71	+ 0:03,07	27,77	49,28
8.	314	435401	CZAPSKA Zuzanna	1998		0:54,86	7.	1:00,02	10.	1:54,88	+ 0:03,24	29,31	50,82
9.	311	705471	JAKUBCOVA Zuzana	2000		0:55,16	9.	0:59,99	8.	1:55,15	+ 0:03,51	31,75	53,26
10.	316	156182	KUDELASKOVA Katrin	2006		0:55,64	10.	0:59,67	7.	1:55,31	+ 0:03,67	33,20	54,71
11.	321	156203	KOUTNA Tereza	2007		0:55,71	11.	1:00,39	11.	1:56,10	+ 0:04,46	40,35	61,86
12.	313	705525	POLAK Sophia	2005		0:55,85	12.	1:00,45	12.	1:56,30	+ 0:04,66	42,16	63,67
13.	330	245082	MAJTENYI Hanna	2001		0:56,25	14.	1:00,58	14.	1:56,83	+ 0:05,19	46,95	68,46
14.	309	705517	HRBANOVA Eilla	2004		0:55,98	13.	1:01,16	18.	1:57,14	+ 0:05,50	49,76	71,27
15.	323	156032	VODRAZKOVA Barbora	2003		0:56,58	15.	1:00,59	15.	1:57,17	+ 0:05,53	50,03	71,54
16.	324	56716	ETTL Julia	2005		0:56,94	18.	1:00,53	13.	1:57,47	+ 0:05,83	52,74	74,25
17.	320	156153	DRAPALOVA Elena	2006		0:57,03	19.	1:00,80	17.	1:57,83	+ 0:06,19	56,00	77,51
18.	329	705544	LIBANTOVA Sarah	2006		0:56,71	16.	1:01,48	20.	1:58,19	+ 0:06,55	59,26	80,77
19.	319	705528	SEMANOVA Sofia	2005		0:56,91	17.	1:01,77	24.	1:58,68	+ 0:07,04	63,69	85,20
20.	331	435521	MUNIAK Klaudia	2007		0:57,16	20.	1:01,74	22.	1:58,90	+ 0:07,26	65,68	87,19
21.	327	245090	POLANYI Lili	2004		0:58,36	27.	1:00,71	16.	1:59,07	+ 0:07,43	67,22	88,73
22.	328	435412	WROBEL Oliwia	1999		0:57,64	21.	1:01,46	19.	1:59,10	+ 0:07,46	67,49	89,00
23.	334	156200	ZISKOVA Mariana	2007		0:57,71	22.	1:01,75	23.	1:59,46	+ 0:07,82	70,75	92,26
24.	322	156142	NOVACKOVA Karolina	2005		0:57,85	23.	1:01,83	25.	1:59,68	+ 0:08,04	72,74	94,25
25.	326	156224	DLOUHA Viktorie	2007		0:58,22	25.	1:01,70	21.	1:59,92	+ 0:08,28	74,91	96,42

Ord.	Bib	Kod	Name	Year	Country	1st run #	2nd run #	Time	Gap time	R. Points	FIS Points		
26.	335	705561	DORKOVA Tamara	2007		0:58,06	24.	1:02,45	27.	2:00,51	+ 0:08,87	80,25	101,76
27.	337	156195	EISMANOVA Tereza	2006		0:59,18	30.	1:02,07	26.	2:01,25	+ 0:09,61	86,94	108,45
28.	338	516893	ZURBRIGGEN Elena	2006		0:58,31	26.	1:03,25	28.	2:01,56	+ 0:09,92	89,75	111,26
29.	344	156204	KRIVANOVA Katerina	2007		0:58,37	28.	1:03,38	30.	2:01,75	+ 0:10,11	91,46	112,97
30.	332	245094	KORTVELYESSY Dora	2006		0:58,43	29.	1:03,53	31.	2:01,96	+ 0:10,32	93,36	114,87
31.	340	56743	SALZMANN Alina	2005		0:59,35	31.	1:03,35	29.	2:02,70	+ 0:11,06	100,06	121,57
32.	341	156154	POLASKOVA Adela	2006		0:59,47	32.	1:03,81	32.	2:03,28	+ 0:11,64	105,31	126,82
33.	346	156155	DRHOVA Bianka	2006		0:59,79	34.	1:04,15	33.	2:03,94	+ 0:12,30	111,28	132,79
34.	333	705534	DONOVALOVA Denisa	2005		0:59,52	33.	1:04,82	36.	2:04,34	+ 0:12,70	114,90	136,41
35.	348	156228	JERABKOVA Lucie	2007		1:00,03	35.	1:04,53	34.	2:04,56	+ 0:12,92	116,89	138,40
36.	343	156156	DRHOVA Denisa	2006		1:00,08	36.	1:04,69	35.	2:04,77	+ 0:13,13	118,79	140,30
37.	353	156213	ZUPKOVA Marketa	2007		1:00,32	38.	1:05,47	37.	2:05,79	+ 0:14,15	128,01	149,52
38.	345	156110	STRACAROVA Aneta	2005		1:00,12	37.	1:06,23	39.	2:06,35	+ 0:14,71	133,08	154,59
39.	362	705518	KUBANYOVA Barbora	2004		1:01,84	40.	1:05,96	38.	2:07,80	+ 0:16,16	146,20	167,71
40.	351	156236	WECHSLEROVA Linda	2007		1:01,26	39.	1:06,68	40.	2:07,94	+ 0:16,30	147,47	168,98
41.	352	156165	KUNCOVA Alena	2006		1:02,68	42.	1:07,70	41.	2:10,38	+ 0:18,74	169,54	191,05
42.	349	156102	FUCHSOVA Barbora	2004		1:02,73	43.	1:08,18	42.	2:10,91	+ 0:19,27	174,33	195,84
43.	354	156183	OCKAYOVA Lucie	2006		1:02,53	41.	1:08,90	44.	2:11,43	+ 0:19,79	179,04	200,55
44.	350	156226	GALANDROVA Tereza	2007		1:03,39	44.	1:08,80	43.	2:12,19	+ 0:20,55	185,91	207,42
45.	389	156187	KOPECKA Lucie	2006		1:04,07	45.	1:09,47	45.	2:13,54	+ 0:21,90	198,13	219,64
46.	358	156178	KOTRCOVA Adela	2006		1:05,60	47.	1:09,67	46.	2:15,27	+ 0:23,63	213,78	235,29
47.	363	156208	REZNICKOVA Tereza	2007		1:05,45	46.	1:10,18	47.	2:15,63	+ 0:23,99	217,04	238,55
48.	360	156209	SEFRANKOVA Sara	2007		1:06,34	48.	1:10,35	48.	2:16,69	+ 0:25,05	226,63	248,14

1st Run

DNF													
	306	285021	SZOLLOS Noa	2003							DNF		
	315	156111	SPACKOVA Nela	2005							DNF		
	347	705555	MUTISOVA Alexandra	2006							DNF		

DNS

	325	565540	LESKOVEC Alina	2006							DNS		
	357	156218	VLCKOVA Kristyna	2007							DNS		
	359	705568	NOVAKOVA Barbora	2007							DNS		
	342	156188	MOSNOVA Magdalena	2006							DNS		

2nd Run

DNF													
	336	156113	SMOLIKOVA Natalie	2005							DNF		
	310	405220	RABOU Noa	2004							DNF		
	303	516744	ZURBRIGGEN Anina	2003							DNF		
	317	45495	EVANS Abbey	2005							DNF		
	339	705565	RETEROVA Aneta	2007							DNF		
	355	156169	HORICKA Karolina	2006							DNF		

Počet startujících: 61

FIS**Giant Slalom M/W****Výsledková listina / Results**

codex: 1629

Organizer: Ski Association of Slovakia (SAS)

JURY:

TFIS Technical Delegate: Gajewski Wojciech POL

Referee: Hosala Marian SVK

Chief of Race: Murin Roman SVK

TECHNICAL DATA:

Homologation Number: No.14047/07/21

Course name: Furkota

Start Altitude: 1830 m n m

Finish Altitude: 1550 m n m

Vertical Drop: 280 m

Course Length: 560 m

RACE INFORMATION

Course Setter 1. run : Zampa Tomas SVK

Gates/Turning Gates: 39/ 38

Start Time: 9:00 hod

Forerunners: A: Szollos Noa HUN

B: Hladka Lucia SVK

C: Kutucova Amelia SVK

Course Setter 2. run : Murin Roman jr. SVK

Gates/Turning Gates: 39/ 38

Start Time: 11:55 hod

Forerunners: A: Szollos Noa HUN

B: Hladka Lucia SVK

C: Kutucova Amelia SVK

Weather: Sunny

Start temperature: 19°C

Finish temperature: 20°C

Snow temperature: -1°C

Applied penalty: 20

Ord.	Bib	License Name	Year	Countr	1st run #	2nd run #	Time	Gap time	R.	FIS
------	-----	--------------	------	--------	-----------	-----------	------	----------	----	-----

FIS Man













1.	7	512403	SPOERRI Nick	2000		0:52,19	5.	0:57,69	1.	1:49,88	0,00	20,00	
2.	4	150644	KRYZL Krystof	1986		0:51,88	1.	0:58,17	7.	1:50,05	+ 0:00,17	1,56	21,56
2.	15	151284	KOULA Jan	2000		0:52,29	7.	0:57,76	2.	1:50,05	+ 0:00,17	1,56	21,56
4.	11	430783	HABDAS Piotr	1998		0:52,06	3.	0:58,05	5.	1:50,11	+ 0:00,23	2,11	22,11
5.	14	512498	MAYER Aaron Christian	2002		0:52,00	2.	0:58,79	15.	1:50,79	+ 0:00,91	8,36	28,36
6.	5	700879	ZAMPA Andreas	1993		0:52,09	4.	0:58,72	14.	1:50,81	+ 0:00,93	8,55	28,55
7.	16	512563	FLORIN Oliver	2003		0:52,33	8.	0:58,58	10.	1:50,91	+ 0:01,03	9,47	29,47
8.	24	512627	HIRSCH Alec	2004		0:53,02	14.	0:58,07	6.	1:51,09	+ 0:01,21	11,12	31,12
9.	2	151350	KUBES David	2002		0:52,28	6.	0:58,90	18.	1:51,18	+ 0:01,30	11,95	31,95
10.	12	240168	URY Balint	2003		0:52,60	9.	0:58,68	12.	1:51,28	+ 0:01,40	12,87	32,87
11.	8	511867	NOGER Cedric	1992		0:52,73	10.	0:58,69	13.	1:51,42	+ 0:01,54	14,16	34,16
12.	9	221600	IRVING Jack	2005		0:52,88	12.	0:58,66	11.	1:51,54	+ 0:01,66	15,26	35,26
13.	25	54698	HROVATH David	2002		0:52,87	11.	0:58,84	16.	1:51,71	+ 0:01,83	16,82	36,82
14.	3	151154	SKOREPA Jan	1996		0:53,01	13.	0:58,85	17.	1:51,86	+ 0:01,98	18,20	38,20
15.	40	151425	MULLER Marek	2004		0:53,94	24.	0:58,02	3.	1:51,96	+ 0:02,08	19,12	39,12
16.	28	380377	KOLEGA Samuel	1999		0:54,09	26.	0:58,04	4.	1:52,13	+ 0:02,25	20,68	40,68
17.	32	151407	KROUPA Stepan	2003		0:53,90	21.	0:58,25	9.	1:52,15	+ 0:02,27	20,87	40,87
18.	46	512593	BIRCHER Nicolas	2004		0:54,13	27.	0:58,18	8.	1:52,31	+ 0:02,43	22,34	42,34
19.	10	700985	ZAMPA Teo	2002		0:53,20	15.	0:59,25	23.	1:52,45	+ 0:02,57	23,62	43,62
20.	23	430897	SZCZAP Mateusz	2005		0:53,56	16.	0:59,05	19.	1:52,61	+ 0:02,73	25,09	45,09
21.	19	6294726	VILLGRATTER Denis	2003		0:53,57	17.	0:59,10	21.	1:52,67	+ 0:02,79	25,65	45,65
22.	20	151514	SVATOS Lukas	2005		0:53,58	19.	0:59,28	24.	1:52,86	+ 0:02,98	27,39	47,39
23.	36	40746	KELLY James	2004		0:53,93	22.	0:59,08	20.	1:53,01	+ 0:03,13	28,77	48,77
24.	27	151570	JANDA David	2007		0:53,57	17.	0:59,66	26.	1:53,23	+ 0:03,35	30,79	50,79
25.	38	701061	BARNAS Andrej	2006		0:54,08	25.	0:59,21	22.	1:53,29	+ 0:03,41	31,34	51,34

Ord.	Bib	License	Name	Year	Country	1st run #	2nd run #	Time	Gap time	R.	FIS		
26.	22	700901	HYSKA Martin	1994		0:53,93	22.	0:59,67	27.	1:53,60	+ 0:03,72	34,19	54,19
27.	35	151024	KOTZMANN Adam	1993		0:54,22	29.	0:59,54	25.	1:53,76	+ 0:03,88	35,66	55,66
28.	31	400331	LINSE Aleix	2001		0:53,81	20.	1:00,12	32.	1:53,93	+ 0:04,05	37,23	57,23
29.	42	151535	KNOBLOCH Jan	2006		0:54,18	28.	1:00,03	31.	1:54,21	+ 0:04,33	39,80	59,80
30.	43	430910	SARZYNSKI Stanislaw	2006		0:54,57	31.	0:59,92	29.	1:54,49	+ 0:04,61	42,37	62,37
31.	41	400356	JEURISSEN Jurre	2003		0:54,50	30.	1:00,02	30.	1:54,52	+ 0:04,64	42,65	62,65
32.	30	430854	SANETRA Bartlomiej	2002		0:54,60	32.	1:00,35	34.	1:54,95	+ 0:05,07	46,60	66,60
33.	34	430893	LODZINSKI Jan	2005		0:54,92	34.	1:00,18	33.	1:55,10	+ 0:05,22	47,98	67,98
34.	33	6191137	VIANO Richardson	2002		0:55,27	39.	0:59,89	28.	1:55,16	+ 0:05,28	48,53	68,53
35.	45	54787	BURGSCHWAIGER	2003		0:54,65	33.	1:00,70	37.	1:55,35	+ 0:05,47	50,28	70,28
36.	56	410450	BAIN Calder	2002		0:55,04	35.	1:00,45	35.	1:55,49	+ 0:05,61	51,57	71,57
37.	106	203108	GEISSLER-HAUBER Max	2002		0:55,09	37.	1:00,68	36.	1:55,77	+ 0:05,89	54,14	74,14
38.	50	430882	KIERKOWSKI Juliusz	2004		0:55,39	40.	1:01,06	38.	1:56,45	+ 0:06,57	60,39	80,39
39.	47	430850	SZKOLA Bartosz	2002		0:55,05	36.	1:01,72	41.	1:56,77	+ 0:06,89	63,33	83,33
40.	61	40753	KELLY Max	2006		0:55,43	41.	1:01,45	40.	1:56,88	+ 0:07,00	64,34	84,34
41.	55	701041	NOVACEK Adam	2005		0:55,11	38.	1:01,95	45.	1:57,06	+ 0:07,18	66,00	86,00
42.	130	430937	ZIOLKOWSKI Kazimierz	2007		0:56,59	46.	1:01,39	39.	1:57,98	+ 0:08,10	74,45	94,45
43.	77	690803	SHEPIUK Dmytro	2005		0:56,52	45.	1:01,73	42.	1:58,25	+ 0:08,37	76,94	96,94
44.	84	151295	MALKUS David	2000		0:56,41	43.	1:01,88	43.	1:58,29	+ 0:08,41	77,30	97,30
45.	73	430941	ROJEK Szymon	2007		0:56,34	42.	1:02,35	47.	1:58,69	+ 0:08,81	80,98	100,98
46.	76	701067	PALIC Daniel	2006		0:56,48	44.	1:02,31	46.	1:58,79	+ 0:08,91	81,90	101,90
47.	79	430912	KOZBIAL Piotr	2006		0:56,90	48.	1:01,92	44.	1:58,82	+ 0:08,94	82,18	102,18
48.	70	240179	SZABO-SZELYES Szilard	2006		0:56,80	47.	1:02,52	49.	1:59,32	+ 0:09,44	86,77	106,77
49.	71	701058	BECK Philippe	2006		0:56,94	49.	1:02,64	50.	1:59,58	+ 0:09,70	89,16	109,16
50.	66	701042	FERJANCEK Martin	2005		0:57,50	51.	1:02,48	48.	1:59,98	+ 0:10,10	92,84	112,84
51.	62	701062	KUBIK Adrian	2006		0:57,52	52.	1:02,76	51.	2:00,28	+ 0:10,40	95,60	115,60
52.	82	701060	DUDJAK Ivan Walter	2006		0:57,91	54.	1:02,87	52.	2:00,78	+ 0:10,90	100,19	120,19
53.	65	512379	CHRISTEN Mike	1999		0:57,52	52.	1:03,75	54.	2:01,27	+ 0:11,39	104,70	124,70
54.	83	701077	TATARKO Michal	2007		0:58,06	55.	1:03,40	53.	2:01,46	+ 0:11,58	106,44	126,44
55.	75	151591	ZVEDELIK Vojtech	2007		0:57,35	50.	1:04,67	64.	2:02,02	+ 0:12,14	111,59	131,59
56.	89	701050	HRTANEK Matus	2005		0:58,66	57.	1:03,91	57.	2:02,57	+ 0:12,69	116,64	136,64
57.	98	701066	DANIS Miroslav	2006		0:58,39	56.	1:04,40	61.	2:02,79	+ 0:12,91	118,67	138,67
58.	78	701079	PREVUZNAK Tadeas	2007		0:59,03	60.	1:03,88	56.	2:02,91	+ 0:13,03	119,77	139,77
58.	103	690807	PATSAHAN Oleksandr	2006		0:58,99	59.	1:03,92	58.	2:02,91	+ 0:13,03	119,77	139,77
60.	94	151581	BEDNARIK Jan	2007		0:58,97	58.	1:04,48	62.	2:03,45	+ 0:13,57	124,73	144,73
61.	112	151261	MARAS Jan	1999		0:59,59	66.	1:03,87	55.	2:03,46	+ 0:13,58	124,83	144,83
62.	87	701075	STRKOLEC Jozef	2007		0:59,09	61.	1:04,38	59.	2:03,47	+ 0:13,59	124,92	144,92
63.	100	690820	MARIICHYN Mykola	2007		0:59,45	65.	1:04,39	60.	2:03,84	+ 0:13,96	128,32	148,32
64.	85	962401	ABDI Fayik	1997		0:59,34	64.	1:04,83	65.	2:04,17	+ 0:14,29	131,35	151,35
65.	101	151540	ZAK Hugo	2006		0:59,32	62.	1:05,07	66.	2:04,39	+ 0:14,51	133,37	153,37
66.	108	430938	ZIEBA Kacper	2007		0:59,85	68.	1:04,58	63.	2:04,43	+ 0:14,55	133,74	153,74
67.	102	151587	KRATOCHVIL Jonas	2007		0:59,33	63.	1:05,13	67.	2:04,46	+ 0:14,58	134,02	154,02
68.	128	701080	BACHLEDA Matus	2005		1:00,05	69.	1:05,19	69.	2:05,24	+ 0:15,36	141,19	161,19
69.	92	151578	NAKLADAL Josef	2007		0:59,82	67.	1:05,50	71.	2:05,32	+ 0:15,44	141,92	161,92
70.	99	151421	HAUERLAND Antonin	2004		1:00,23	71.	1:05,13	67.	2:05,36	+ 0:15,48	142,29	162,29
71.	116	701081	BACHLEDA Peter	2004		1:00,13	70.	1:06,02	73.	2:06,15	+ 0:16,27	149,55	169,55
71.	118	151594	HEMELIK Vojta	2007		1:00,74	74.	1:05,41	70.	2:06,15	+ 0:16,27	149,55	169,55
73.	113	151589	STEFKA Viktor	2007		1:00,48	72.	1:06,32	74.	2:06,80	+ 0:16,92	155,53	175,53
74.	115	430944	HAMERLAK Antoni	2007		1:01,32	75.	1:06,55	75.	2:07,87	+ 0:17,99	165,36	185,36
75.	114	151564	KOLIK Kristian Rastislav	2007		1:01,99	76.	1:06,99	76.	2:08,98	+ 0:19,10	175,56	195,56
76.	120	701053	HANCIN Hugo	2005		1:03,27	78.	1:05,96	72.	2:09,23	+ 0:19,35	177,86	197,86
77.	86	701010	KANOVITS Alexander	2003		1:00,71	73.	1:09,24	78.	2:09,95	+ 0:20,07	184,48	204,48
78.	122	151406	MACHACEK Radovan	1993		1:03,13	77.	1:08,87	77.	2:12,00	+ 0:22,12	203,32	223,32
79.	117	151489	MICHAL Ondrej	2005		1:04,40	79.	1:09,45	79.	2:13,85	+ 0:23,97	220,33	240,33















1st Run

Ord.	Bib	License Name	Year	Countr	1st run #	2nd run #	Time	Gap time	R.	FIS
------	-----	--------------	------	--------	-----------	-----------	------	----------	----	-----

DNS


52	151402	DZICOEV Roman	2003							DNS
53	221585	PYE Ryan	2004							DNS
60	701021	NOSEK Daniel	2003							DNS
64	221506	ABRISHAMI Diaco	2002							DNS
93	512773	TUMA Sebastian	2007							DNS
97	151545	NEJDL Matyas	2006							DNS
119	151573	NEJDL Tom	2007							DNS
123	151269	POLEDNAK Petr	1999							DNS
124	151575	SEJNA Adam	2007							DNS
125	151576	VACHUTA Adam	2007							DNS
126	701020	VRAZEL Dominik	2003							DNS
129	6293159	BERTANI Edoardo	1999							DNS

DNF

6	6300673	WAKATSUKI Hayata	1999							DNF
39	151493	FOREJTEK Patrik	2005							DNF
59	54791	ETTL Michael	2003							DNF
67	40733	HOWELL Zachary	2004							DNF
68	240149	NAGY Bence	1998							DNF
74	690786	MARIICHYN Maksym	2003							DNF
80	701035	KAPOLKA Marek	2004							DNF
81	151473	PERISSINOTTO Mattia	2005							DNF
91	151577	FUCHS Filip	2007							DNF
95	151567	MORAVEK Pavel	2007							DNF
96	151360	FIALA Simon	2002							DNF
104	151475	CERMAK Robin	2005							DNF
121	151561	VOKATY Martin	2007							DNF
137	151595	NEUMAN Jan	2007							DNF

2nd Run

DSQ

90	240181	SCHNEIDER Milan	2007							DSQ	Gate n.27
----	--------	-----------------	------	---	--	--	--	--	--	-----	-----------

DNF

18	430802	PYJAS Pawel	1999							DNF
13	430879	GALUSZKA Wojciech	2004							DNF
26	151491	TOMASEK Aldo	2005							DNF
48	240139	KEKESI Marton	1995							DNF
57	410462	WOODS Sam	2004							DNF
49	701031	MICHALKA Martin	2004							DNF
44	430899	KACZMAREK Igor	2005							DNF
58	710367	TERZIC Dino	2000							DNF
63	151316	KLIMA Adam	2001							DNF
54	701015	BOTKA Timo	2003							DNF
51	151263	FIALA Eduard	1999							DNF
69	92823	PETROV Atanas	2006							DNF
72	701072	TAKAC Timotej	1998							DNF
105	151389	FIALA Matyas	2003							DNF
88	430939	ZAWADA Karol	2007							DNF
111	151562	HORCIC Theodor	2007							DNF
107	701048	KOZICA Oliver	2005							DNF
109	400352	BESSELAAR Tobias	2002							DNF
110	40700	WHITBY Roman	2002							DNF

Počet Startujúcich: 125